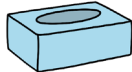


Make a ukulele

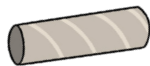
Time to make some music! Have a go at making your own ukulele and enjoy playing your own songs for your family and friends.

You will need:

- an empty tissue box



- a kitchen roll tube



- three elastic bands



- some sticky tape



- some paints, coloured paper or stickers




- a glue stick



Method:


1

Decorate the tissue box. You can use paint, stickers or coloured pieces of paper.



2

Decorate the kitchen roll tube however you like.



3

Stretch the three elastic bands across the tissue box from end to end. Always be careful with elastic bands and ask an adult to help you.



4

Stick the kitchen roll tube to the end of the tissue box, using some sticky tape.

