




My town bingo

How to play

- 1 You will need 2 to 4 people to play this game.
- 2 Let each player choose a character to play as - **Cal**, **Bunny**, **Sofia** or **Mo** - and give them the relevant town sheet.
- 3 Ask an adult to help you to cut out the **Bingo cards**. Turn them upside down and mix them up.
- 4 Take it in turns to turn a card over. If it matches one of the places in your character's town, cross it out using a pencil or put a counter on top of it.
- 5 The winner is the first player to match three town places in a row.
- 6 Play another game but this time, the winner will be the first player to match all the town places on their sheet. Don't forget to shout 'Bingo' when you have found them all!


Bingo cards



Allotment



Post office



Station




Park



Theatre



Market



Castle



Library



Bakery



Cinema



Town hall



Cal's town


Cross off the places as they are called and try to be the first player to find three in a row.



Cinema



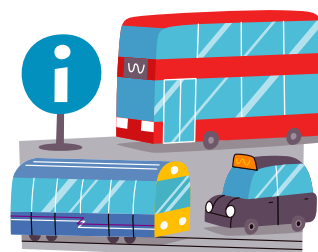
Market



Allotment



Bakery




Station



Theatre



Town hall



Castle

Bunny's town


Cross off the places as they are called and try to be the first player to find three in a row.



Town hall



Post office



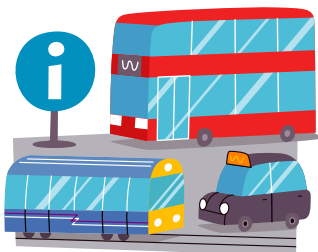
Cinema



Market



Park



Station




Bakery



Theatre

Sofia's town


Cross off the places as they are called and try to be the first player to find three in a row.



Castle



Library



Allotment




Post office



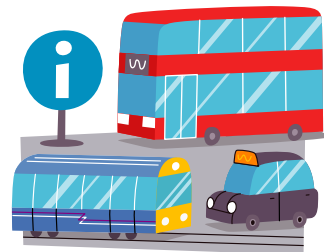
Park



Theatre



Cinema



Station

Mo's town

Cross off the places as they are called and try to be the first player to find three in a row.



Allotment



Market




Town hall



Bakery



Theatre



Castle



Park



Cinema