



Design an ancient Egyptian headdress

The ancient Egyptians were ruled by kings and queens called pharaohs. Pharaohs would wear a headdress as a sign of their power. Let's design our own.

You will need:

- a printer 
- an A4 piece of paper or card 
- some colouring pencils, felt tip pens or paint 
- some safety scissors 
- a glue stick 

Method:

- 1** Ask an adult to print out the template onto A4 paper or card.



- 2** Colour in the headdress. It was usually blue with gold stripes. You can use yellow instead of gold or any colours you like.



- 3** Ask an adult to help you cut out the headdress.



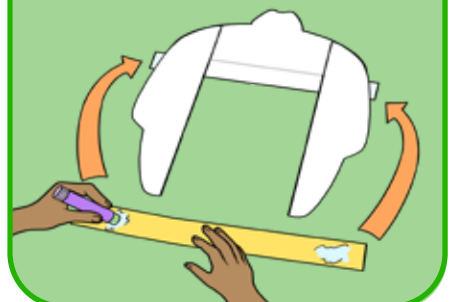
- 4** Put glue on the grey tabs at the top of the two side pieces. Then stick them to the back of the main headdress, one at each side.

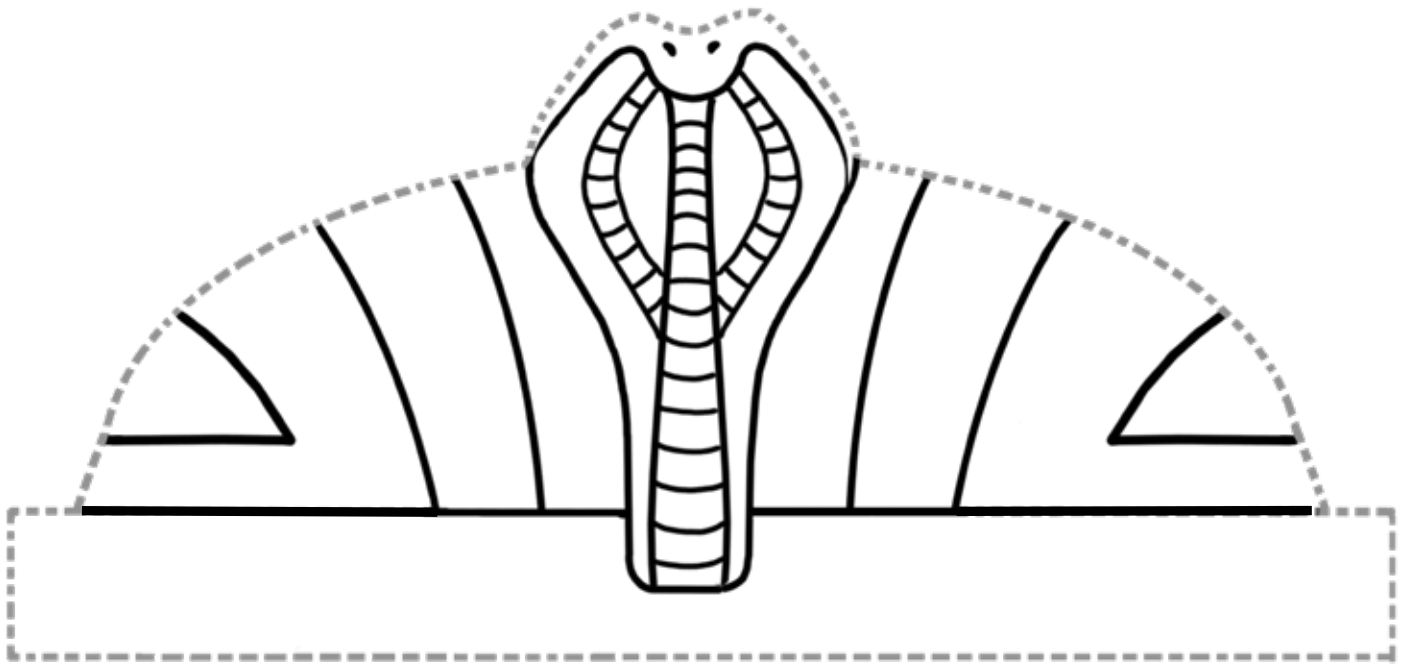



- 5** Ask an adult to help you cut out a strip of paper or card that is long enough to go around your head.



- 6** Glue both ends of the strip and attach it to the back of the headdress.





 Cut along the dotted lines.

