

Transport


This poem could be used as part of a project on transport. Observe traffic moving along a nearby road and make a record of different types (digital photographs could be used). Each group of pupils could look at a different type of transport and make a display showing the adjectives they have chosen.

For example:

yellow

loaded

heavy



large

full

noisy

They can then use these displays to help them to write their poems. Each verse has a simple structure, with repeated lines and places where pupils can choose their adjectives.

Driving past the school

Five **noisy** vans

Bumpy and **full**

Fast, fast, fast!

List poems

Driving past the school

Five **noisy** vans

Bumpy and **full**

Fast, fast, fast!



Driving past the school

Four _____

_____ and _____

Fast, fast, fast!

Driving past the school

Three _____

_____ and _____

Fast, fast, fast!

Driving past the school

Two _____

_____ and _____

Fast, fast, fast!

Driving past the school

One _____


_____ and _____

Fast, fast, fast!

Fruit

Spend some time looking at different fruit. Each group of pupils could look at a different piece of fruit and make a display showing the adjectives they have chosen.

For example:



They can then use these displays to help them to write their poems. Each verse has a simple structure, with repeated lines and places where pupils can choose their adjectives.

In the fruit bowl

Five **juicy** strawberries

Sweet and **red**

Ready to eat

List poems

In the fruit bowl
Five juicy strawberries
Sweet and red
Ready to eat



In the fruit bowl
Four _____
_____ and _____
Ready to eat

In the fruit bowl
Three _____
_____ and _____
Ready to eat

In the fruit bowl
Two _____
_____ and _____
Ready to eat

In the fruit bowl
One _____
_____ and _____
Ready to eat

Sky


Go for a walk outdoors and encourage the children to look at the sky and record what they see e.g. birds, planes, clouds, butterflies. Pupils could record what they see with drawings or a digital camera. Each group of pupils could look at a different object and make a display showing the adjectives they have chosen.

For example:

white

squashy

light



fluffy

calm

floating

They can then use these displays to help them to write their poems. Each verse has a simple structure, with repeated lines and places where pupils can choose their adjectives.

In the sky

Five **floating** clouds

Light and **white**

Up above me

List poems

In the sky
Five floating clouds
Light and white
Up above me

In the sky
Four _____
_____ and _____
Up above me

In the sky
Three _____
_____ and _____
Up above me

In the sky
Two _____
_____ and _____
Up above me

In the sky
One _____
_____ and _____
Up above me

The zoo

This poem could be used following a trip to the zoo, or as part of a project on animals. Each group of pupils could look at a different animal and make a display showing the adjectives they have chosen.

For example:

small

funny

swinging

furry

cheeky

naughty



They can then use these displays to help them to write their poems. Each verse has a simple structure, with repeated lines and places where pupils can choose their adjectives.

In the zoo


Five **cheeky** monkeys

Jumping and **swinging**

Looking right at me

List poems

In the zoo
Five **cheeky** monkeys
Jumping and **swinging**
Looking right at me



In the zoo
Four _____
_____ and _____
Looking right at me

In the zoo
Three _____
_____ and _____
Looking right at me


In the zoo
Two _____
_____ and _____
Looking right at me

In the zoo
One _____
_____ and _____
Looking right at me

In the garden

As part of a study of minibeasts, collect different animals for pupils to study closely in class. Each group of pupils could look at a different animal and make a display showing the adjectives they have chosen.

For example:



They can then use these displays to help them to write their poems. Each verse has a simple structure, with repeated lines and places where pupils can choose their adjectives.

In the garden

Five **fat** earth worms

Long and **lean**

Hiding from me

List poems

In the garden
Five **fat** earth worms
Long and **lean**
Hiding from me



In the garden
Four _____
_____ and _____
Hiding from me

In the garden
Three _____
_____ and _____
Hiding from me

In the garden
Two _____
_____ and _____
Hiding from me

In the garden
One _____
_____ and _____
Hiding from me

Litter

This poem could be used as part of a project on the environment. Pupils could go into their playground with gloves and bags and collect any litter they find. Each group of pupils could look at a different item of litter and make a display showing the adjectives they have chosen.

For example:

white

smelly

squashy

damp

soggy

rotten



They can then use these displays to help them to write their poems. Each verse has a simple structure, with repeated lines and places where pupils can choose their adjectives.

In the playground


Five **rotten** apple cores

Smelly and **damp**

Put them in the bin!

List poems

In the playground
Five **rotten** apple cores
Smelly and **damp**
Put them in the bin!



In the playground
Four _____
_____ and _____
Put them in the bin!

In the playground
Three _____
_____ and _____
Put them in the bin!

In the playground
Two _____
_____ and _____
Put them in the bin!

In the playground
One _____
_____ and _____
Put them in the bin!