

# MAKE YOUR OWN...

## French sunflower



### What are French sunflowers?

There is a region in the south (**le sud**) of France called Provence, famous for its fields of sunflowers (**les tournesols**) and lavender (**la lavande**). They've inspired famous artists (**les artistes**), such as Van Gogh, who have painted the fields of flowers (**les fleurs**).



### You will need :

- an A4 sheet of thin card (**la carte**)
- a pair of safety scissors (**des ciseaux**)
- glue (**la colle**)
- coloured tissue paper:
  - yellow (**jaune**)
  - brown (**marron**)
  - green (**vert**)



### Method :

- 1 Print out (**imprime**) the template (**le modèle**) for the flower, leaf and petals, onto an A4 sheet of thin card.



- 2 Carefully cut out (**découpe**) the template.




- 3 Use the template to cut out petals (**les pétales**) from the yellow tissue paper and leaves (**les feuilles**) from the green tissue paper.



- 4 First glue the leaves onto the card and then glue the petals on top of the leaves to make the flower.



- 5 Scrunch up small pieces of the brown tissue paper to make seeds (**les graines**) and glue them to the centre of the flower.

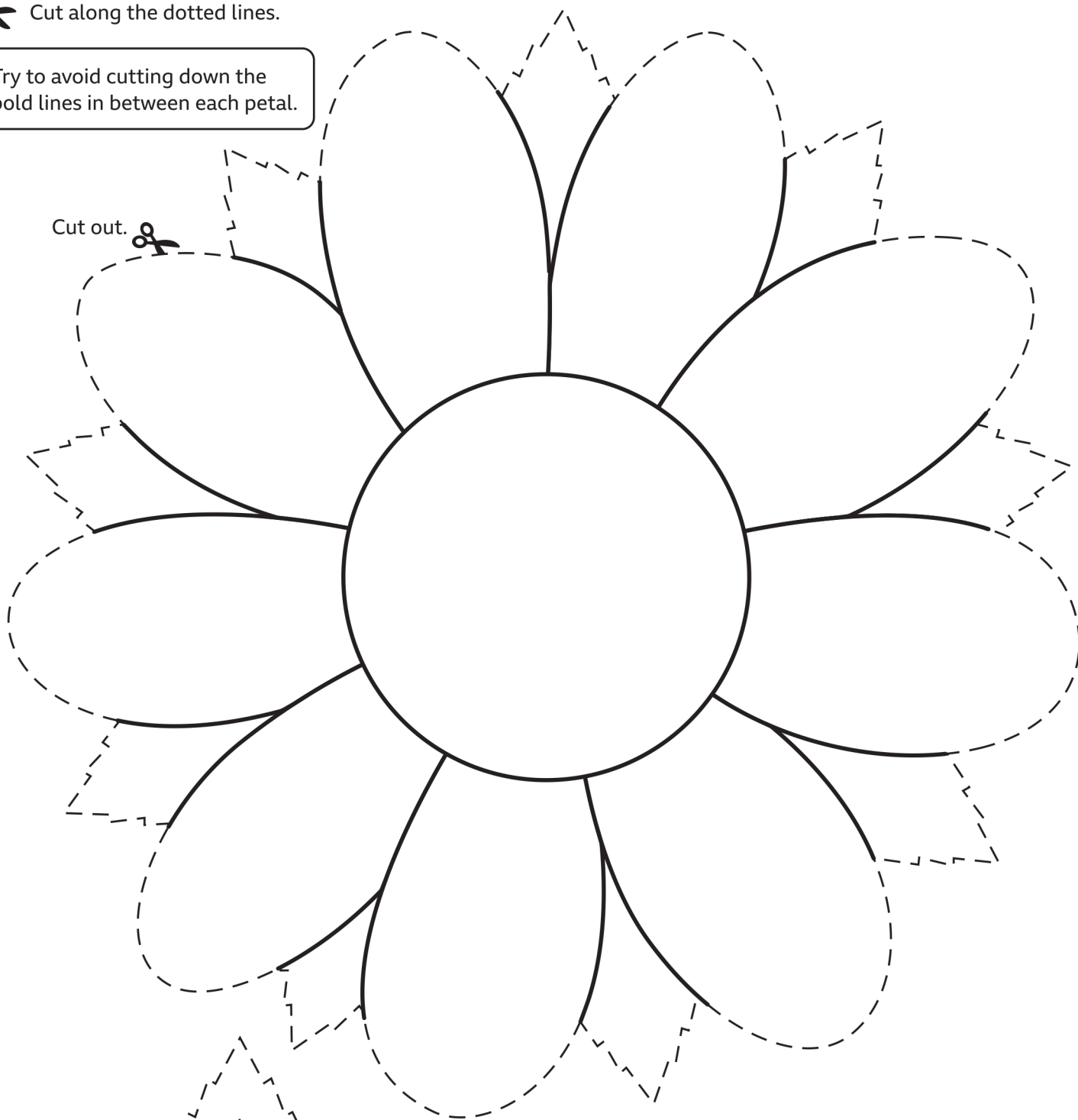




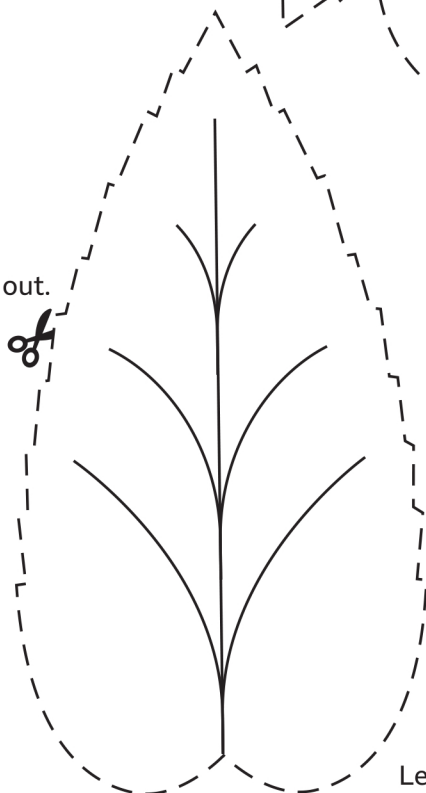
Cut along the dotted lines.

Try to avoid cutting down the bold lines in between each petal.

Cut out.



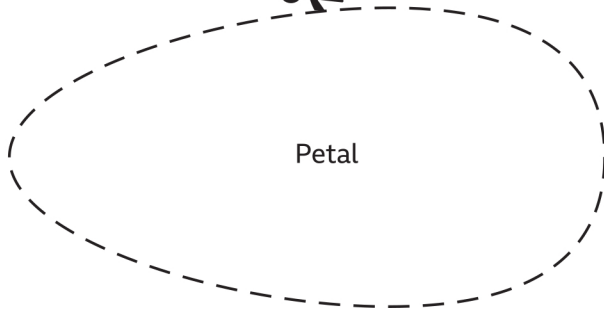
Cut out.



Leaf



Cut out.



Petal