

# Let's make a 3D festive deer from a cardboard tube



## HANDY HINTS/TOP TIPS

- Scrap card can also be used as a paint palette
- If you don't have pink paint, you can mix a little white with some red
- Have some kitchen roll to hand when painting
- Whilst waiting for bits to dry, why not have a go at one of the other festive activities

## YOU WILL NEED

### Materials:

- Cardboard tube
- Pencil
- Paint - brown, white, red or pink
- Glitter (optional)

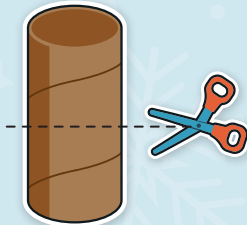
### Equipment:

- Brushes
- Water pot
- Palette
- Scissors

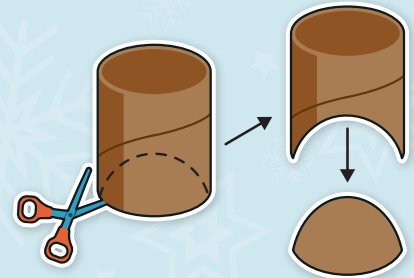


**When using scissors, make sure you have an adult to help you.**

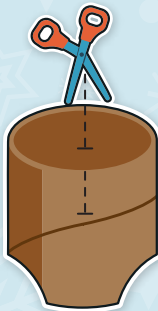
- 1** Take the cardboard tube and cut across it at about the halfway point. Keep both parts.



- 2** Cut a half-circle out from one half of the tube. Use the other half of the tube to draw around. If you flatten the tube it will be much easier to cut out. You will have two 'half circles' they may come in handy later on (ears).




- 3** Cut 'slots' in the two sides - these are for the head and the tail to slip in to.



- 4** Take the second half of the tube and cut straight across, so you can flatten it out into a rectangle. You are going to use this for the head and tail.



- 5** Sketch the outline of the deer or print out the following page and use the template provided to cut around.



- 6** Once you have your three separate parts (body, head and tail) think about adding colour - use paint and glitter to give your deer it's Christmas sparkle.



- 7** When everything is dry take the head and cut a thin 'v' into the base of the neck so it will stay in place when slotted into the body.



- 8** It's time to put your cute festive deer together.



If you want to, you can add further detail/items such as glitter, buttons, ribbon, tonal range - shading or mixing and blending colours when painting.  
**Explore-Experiment-Create!**

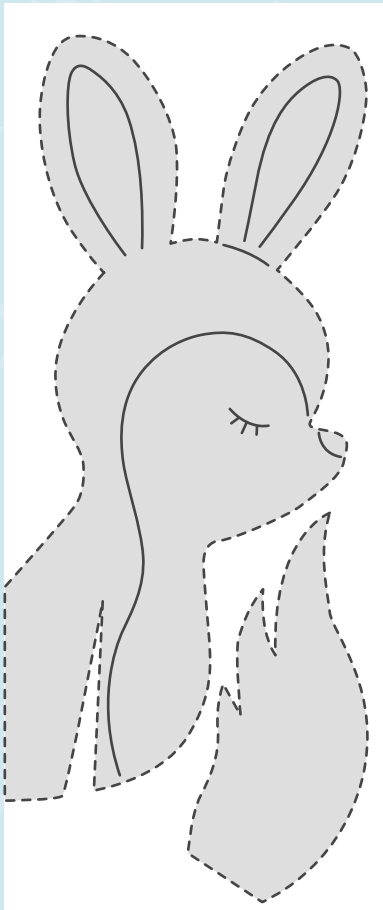
Did you know that Eco friendly, biodegradable glitter is available to help add that Christmas sparkle to your creations and protects the planet Earth.



# Let's make a 3D festive deer from a cardboard tube



## Festive deer template



## Oh deer, Christmas is here....

Maybe you could make your deer a friend or even make all 9 of Santa's deer that pull his sleigh... do you know their names?



1 .....



2 .....



3 .....



4 .....



5 .....



6 .....



7 .....



8 .....



9 .....