

# Position and direction in football

Find the football kit! (Level 1)

Maths resource

KS1: Ages 5-7

# Instructions

Use the grid to help you work out where each object is.

Remember the important language we use to describe where things are:

above

right

between

below

left

in the middle



# Football objects

Football



Shirt



Boots



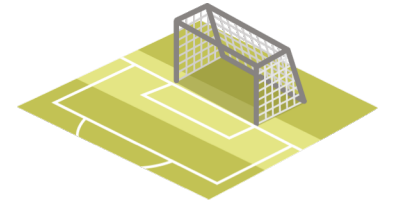
Whistle



Trophy



Goal





**Q1.**

**What is above the boots?**





**Q2.**

**What is below the whistle?**





**Q3.**

**What is to the right of the football?**





**Q4.**

**What is to the left of the whistle?**





**Q5.**

**What is between the boots and the goal?**





**Q6.**

**What is in the middle of the football and the trophy?**






**Q7.**

**Where is the football?**

**The football is \_\_\_\_\_**





**Q8.**

**Can you think of a way to  
describe the position of  
the whistle?**

**The whistle is \_\_\_\_\_**





**Q9.**

Can you think of *another* way to describe the position of the whistle?

The whistle is \_\_\_\_\_





# Q10.

Choose an empty box to  
position a star in. Can you  
describe where it is?

The star is \_\_\_\_\_



# Answers

- **Q1.** Shirt
- **Q2.** Trophy
- **Q3.** Boots
- **Q4.** Shirt
- **Q5.** Shirt
- **Q6.** Boots
- **Q7.** The football is to the left of the boots.
- **Q8.** The whistle is above the trophy, or the whistle is to the right of the shirt.
- **Q9.** The whistle is above the trophy, or the whistle is to the right of the shirt.
- **Q10.** Answer depends on where pupil has drawn their star.



# Position and direction in football

Find the football kit! (Level 2)

Maths resource

KS1: Ages 5-7

# Instructions

Use the grid to help you work out where each object is.

Remember the important language we use to describe where things are:

above

right

between

below

left

in the middle



# Football objects

Football



Shirt



Boots



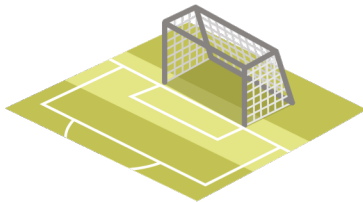
Whistle




Trophy



Goal



Cone



Scarf



Match ticket





Q1.

What is two spaces above  
the boots?



Q2.

What is three spaces below  
the whistle?



Q3.

What is four spaces to the right of the football?



Q4.

What is two spaces to the left of the whistle?



**Q5.**

**Can you give instructions to find the quickest way to some of the objects?**

**Boots → Trophy**





Q6.

Can you give instructions  
to find the quickest way  
to some of the objects?

Goal → Whistle



Q7.

Can you give instructions  
to find the quickest way  
to some of the objects?

Shirt → Goal





Q8.

Can you give instructions  
to find the quickest way  
to some of the objects?

Whistle → Football



Q9.

Choose an empty box to  
position a star in. Can you  
describe where it is?

The star is \_\_\_\_\_



**Q10.**

**Can you give clear instructions to find all the objects?**

**Use the key vocabulary and ensure that you visit all the objects in the grid.**

**Start at the football and end at the goal...**



# Answers

- **Q1.** Shirt
- **Q2.** Trophy
- **Q3.** Trophy
- **Q4.** Shirt
- **Q5.** Right two, then down one, or these instructions in reverse i.e. down one, then right two
- **Q6.** Right four, then down one, or these instructions in reverse i.e. down one, then right four
- **Q7.** Left two, up one or these instructions in reverse i.e. up one, then left two
- **Q8.** Left four, down three or these instructions in reverse i.e. left four, then down three
- **Q9.** Answer depends on where pupil has drawn their star.
- **Q10.** Answer dependent on pupil's route.

