

# Magnetism Questions

1. A pupil has two magnets. She holds the north pole of a magnet near to the north pole of a second magnet. What will happen to the magnets?

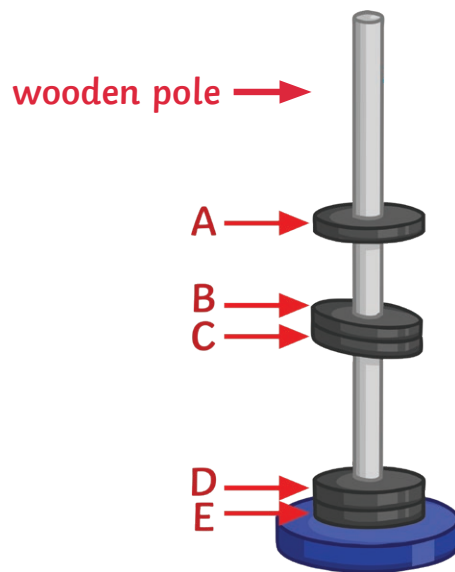
---

2. A pupil is attempting to pick up plastic paperclips with a magnet. Explain why the pupil cannot pick up the plastic paperclips.

---

---

A pupil has placed five disc magnets on a wooden pole. The position of the magnets is shown below.



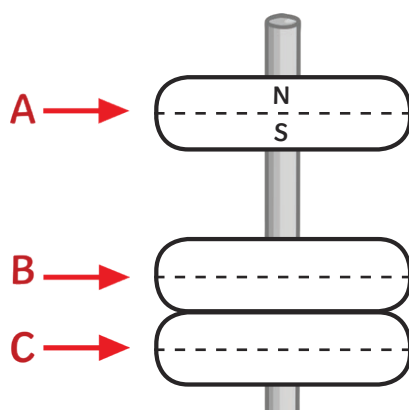
3. Explain why magnet A floats above magnet B.

---

---



4. The pupil drew a diagram of the floating magnets. On the diagram below, label the north and south poles for magnets B and C. Magnet A has already been done for you.



5. Amy holds a magnet in her hand. She has already placed several objects in a box. Amy wants to find out which objects will be attracted to the magnet.

In the table below, tick the objects that will be attracted to the magnet. The first one has been done for you.

	Attracted to the Magnet	Not Attracted to the Magnet
pencil		✓
steel pin		
plastic ball		
cardboard box		
copper		



# Magnetism Questions Answers

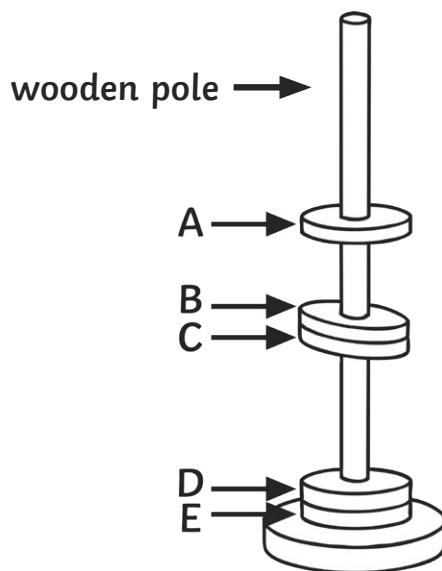
1. A pupil has two magnets. She holds the north pole of a magnet near to the north pole of a second magnet. What will happen to the magnets?

**The magnets will repel as they are the same pole.**

2. A pupil is attempting to pick up plastic paperclips with a magnet. Explain why the pupil cannot pick up the plastic paperclips.

**Plastic is not magnetic and so will not be attracted towards the magnet.**

A pupil has placed five disc magnets on a wooden pole. The position of the magnets is shown below.

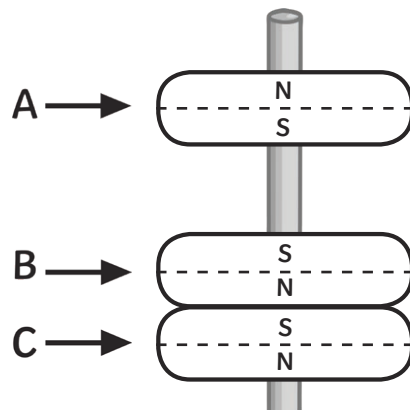


3. Explain why magnet A floats above magnet B.

**Magnet A floats above magnet B because the like poles repel and so push away from each other.**



4. The pupil drew a diagram of the floating magnets. On the diagram below, label the north and south poles for magnets B and C. Magnet A has already been done for you.



5. Amy holds a magnet in her hand. She has already placed several objects in a box. Amy wants to find out which objects will be attracted to the magnet.

In the table below, tick the objects that will be attracted to the magnet. The first one has been done for you.

	Attracted to the Magnet	Not Attracted to the Magnet
pencil		✓
steel pin	✓	
plastic ball		✓
cardboard box		✓
copper	✓	

