

Make a model of a Sikh holy flag



The Nishaan Sahib is a Sikh holy flag. It is usually orange but sometimes it is blue.


You can find the flag on top of a Sikh place of worship, which is called a Gurdwara. The flag tells everyone that a special holy book called the Guru Granth Sahib is inside the Gurdwara.

You will need:

- a printer



- some paper or card



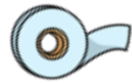
- some orange and dark blue felt tip pens or colouring pencils



- some safety scissors



- some sticky tape



- a paper drinking straw



Method:


1

Ask an adult to print out the flag template onto paper or card.



2

Colour the Nishaan Sahib flag in orange.



3

The Khanda is the symbol of the Sikh faith. Find it on the flag and colour it in dark blue.



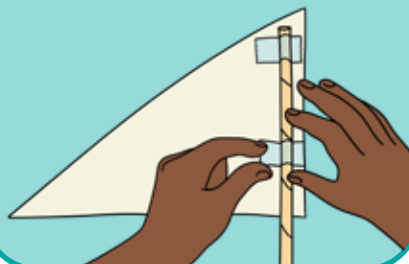
4

Ask an adult to help you cut out the flag.



5

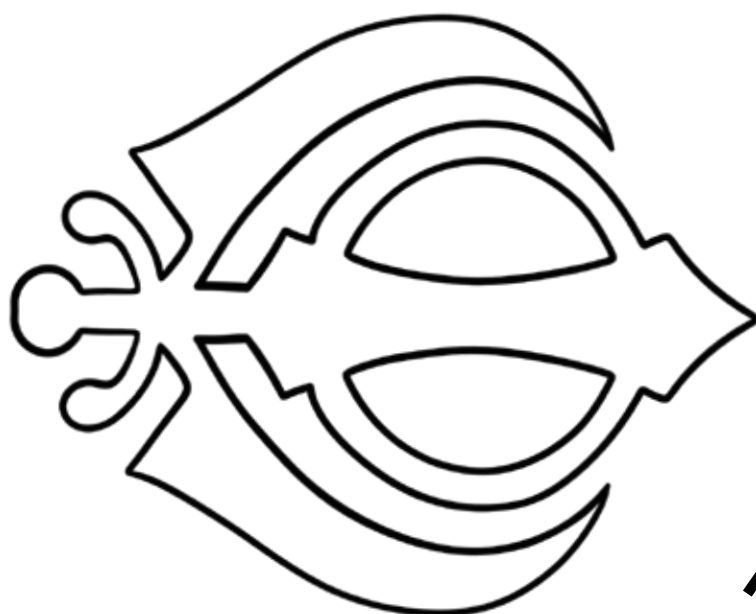
Using sticky tape, stick your paper straw to the back of the flag.



6

Now you have your very own model of a Nishaan Sahib. Can you see what shape it is?





The Nishaan Sahib flag is a very special Sikh symbol that should be shown respect.



Ask an adult to help you to carefully recycle your model of the flag when you no longer use it.

