


# MAKE YOUR OWN...

## Shadow puppets



### What is shadow puppetry?

Shadow puppetry (皮影戏 **pí yǐng xì**) is a theatre art using silhouetted puppets for storytelling, which can feature music (音乐 **yīn yuè**) and singing (唱歌 **chàng gē**). The puppets are made from leather or paper and can have as many as twenty four (二十四 **èr shí sì**) moving joints. It is used for entertainment at traditional Chinese weddings and other special occasions.



### You will need :

- an A4 sheet of thin card (卡片 **kǎ piàn**)



- a pair of safety scissors (剪刀 **jiǎn dāo**)



- coloured pens (水彩笔 **shuǐ cǎi bǐ**) or pencils (铅笔 **qiān bǐ**)



- a cardboard box



- glue (胶水 **jiāo shuǐ**) or tape (胶带 **jiāo dài**)



- a sheet of white tissue paper or greaseproof paper



- several sticks - lollipop sticks will work well

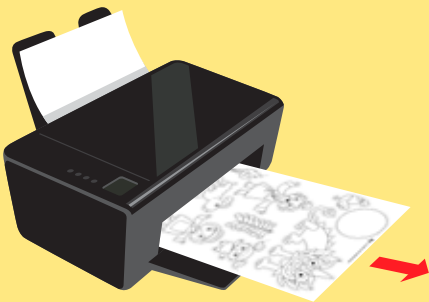


- a torch (手电筒 **shǒu diàn tǒng**)




### Method :

- 1 Print out (打印 **dǎ yìn**) the template onto an A4 sheet of thin card.



- 2 Carefully cut out the templates along the dotted lines.



- 3 Colour in the puppets.



- 4 Carefully cut a hole in the front of the box ...



Tape the white tissue paper or greaseproof paper behind the hole.



- 5 You can then decorate (装饰 **zhuāng shì**) your stage (舞台 **wǔ tái**).



- 6 Put the torch behind the paper and direct your own shadow puppet production.





Cut along the dotted lines.

