



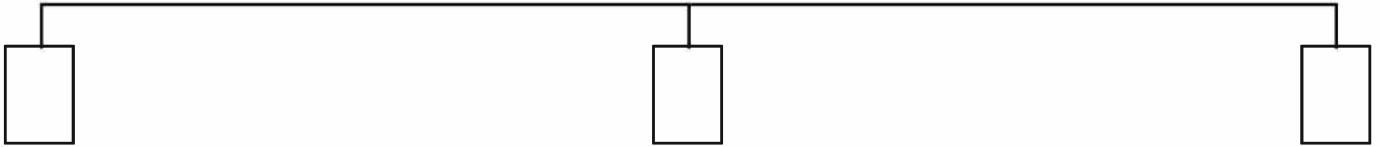
# Fractions as Numbers

I can use fractions in number lines.

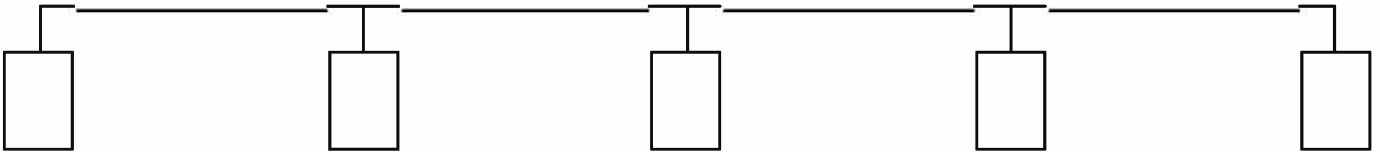


Fill in the spaces to make number lines for the fractions shown.


1.  $\frac{1}{2}$




2.  $\frac{1}{4}$



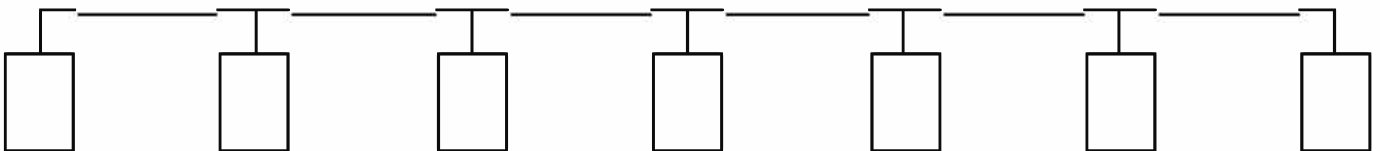
3.  $\frac{1}{5}$



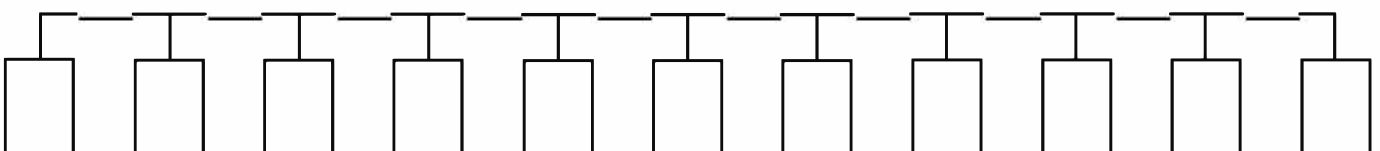
4.  $\frac{1}{3}$



5.  $\frac{1}{6}$



6.  $\frac{1}{10}$





# Fractions as Numbers


I can use fractions in number lines.



Roll two dice and add the scores together. This number is your denominator. Divide your number line into this number of equal parts. Label your number line to show each step along it.

How can you make sure your number line has equal sized parts?

E.g.  $2 + 1 = 3$  so my fraction is  $\frac{1}{3}$ .



1.



2.



3.



4.



5.





# Fractions as Numbers

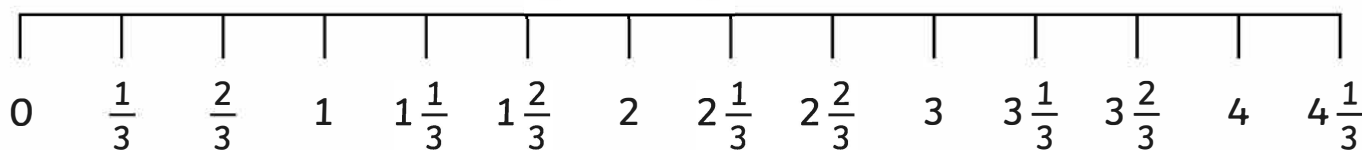
I can use fractions in number lines.



Roll two dice and add the scores together. This number is your denominator. Each step on your number line is worth that amount. Label your number line to show each step along it.

What happens when you get higher than 1?


E.g.  $2 + 1 = 3$  so my fraction is  $\frac{1}{3}$ .



1.



2.



3.



4.



5.





# Fractions as Numbers **Answers**

