

MAKE YOUR OWN...

Eiffel Tower



What is the Eiffel Tower?

The Eiffel Tower (**la tour Eiffel**) is named after Gustave Eiffel, the man whose company built the tower. It is the most famous landmark (**le monument**) in Paris and was built between 1887 and 1889. At 324 metres, it is the tallest (**le plus haut**) structure in Paris, and from the top there is an amazing view (**une vue incroyable**).



You will need :

- an A4 sheet of thin card (**la carte**)



- a pair of safety scissors (**des ciseaux**)

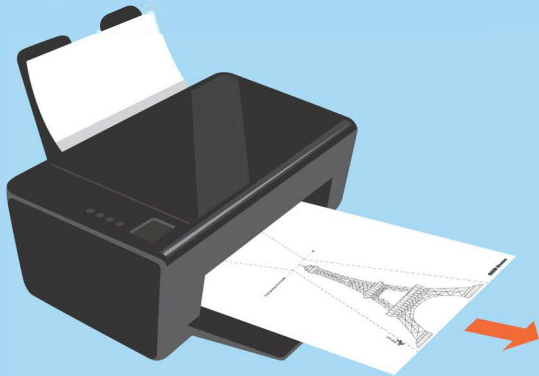


- coloured pens (**des feutres**)
or pencils (**des crayons de couleur**)




Method :

- 1 Print out (**imprime**) the template (**le modèle**) onto an A4 sheet of thin card.



- 2 Colour in (**colorie**) the Eiffel Tower and design your own Eiffel Tower on the opposite side.



- 3 Carefully cut out (**découpe**) the shape of the card.

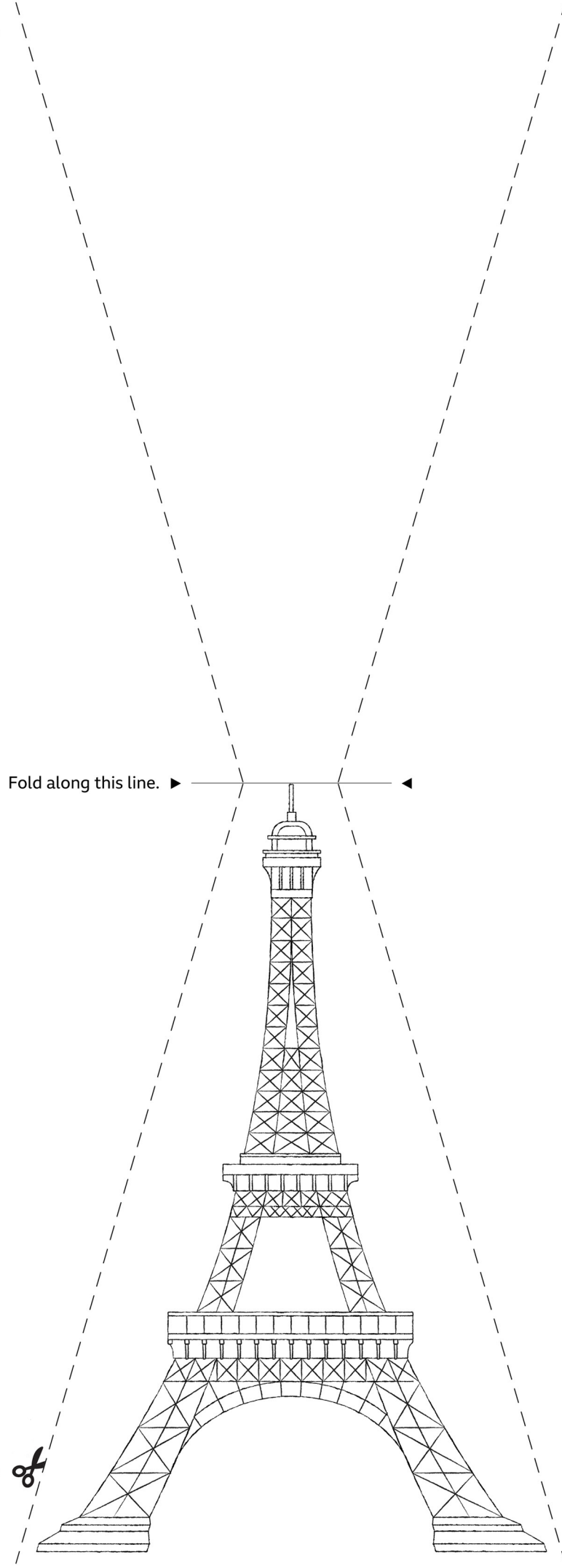


- 4 Fold (**plie**) along the line.





Cut along the dotted lines.



Fold along this line. ►



Cut along the dotted lines.

